

# LOW VOLTAGE DOWNLIGHTS

## ALD23



- Die-cast aluminium gimbal with twist lock lamp replacement

white    black    brass    chrome    satin chrome    beige

Halogen Dichroic MR-16    90mm    12V    GX5.3    50W

## ALD242K



- Die-cast aluminium gimbal with removable face and wide flange

white    satin chrome

Halogen Dichroic MR-16    90mm    12V    GX5.3    50W

## ALD77K



- Die-cast aluminium gimbal with removable face and wide flange

white    black    aluminium    brass    chrome    satin chrome

Halogen Dichroic MR-16    95mm    12V    GX5.3    50W

## ALD010



- Centre-tilt downlight with removable face

white    brass    satin chrome

Halogen Dichroic MR-16    80mm    12V    GX5.3    50W

Unless otherwise stated, all downlights on this page come complete with a floating push-in European lampholder

\* Lamps not included

# LOW VOLTAGE DOWNLIGHTS

## ALD888



- Fixed undershelf halogen bi-pin downlight with silver reflector
- Can be recessed, or surface mounted using DL888S mounting ring

white black brass chrome

67 25

Halogen Bi-Pin 55mm 12V G4 20W\*

## ALD888S



- Surface mounting ring to suit DL888S

white black brass chrome

65 15

## ALD888SS



- Surface mounted undershelf halogen bi-pin downlight with silver reflector and rocker switch

white

80 25

Halogen Bi-Pin 12V G4 20W\*

## ALD888M



- Fixed undershelf halogen bi-pin downlight with metal frame and frosted glass lens
- Recessed or surface mounted (mounting ring included)
- Lamp included

white black brass chrome satin chrome

75 25 50

Halogen Bi-Pin 58mm 12V G4 20W

All downlights on this page come complete with a fixed push-in lampholder


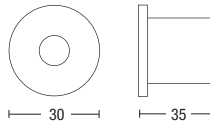
\* Lamps not included

# LOW VOLTAGE DOWNLIGHTS

## ALD91



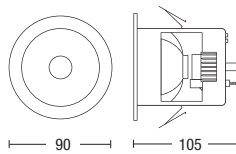
- 'Starlight twinkle' halogen bi-pin downlight



## ALD81



- Fixed round halogen bi-pin downlight with silver reflector

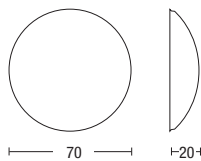


## ALD81FCG (Accessory)



- Frosted curved glass to suit DL81 downlight

- Product does not include downlight**

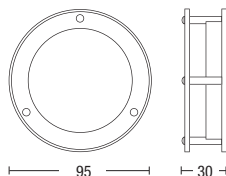


## ALD81FGD (Accessory)



- Floating glass diffuser to suit DL81 downlight

- Product does not include downlight**



All downlights on this page come complete with a fixed push-in lampholder


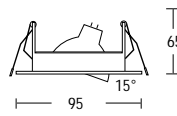
\* Lamps not included

# LOW VOLTAGE DOWNLIGHTS



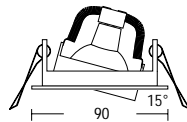
## ALD212

- Die-cast aluminium centre-tilt downlight with twist lock lamp replacement



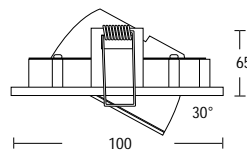
## ALD316

- Die-cast aluminium centre-tilt rotating 360° downlight with removable face and fixed lampholder




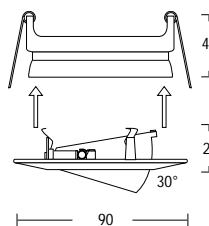
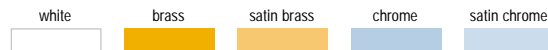
## ALD23R/360

- Die-cast aluminium 359° gimbal with twist lock lamp replacement



## ALD320L

- Die-cast aluminium gimbal with removable face and separate frame



Unless otherwise stated, all downlights on this page come complete with a floating push-in European lampholder


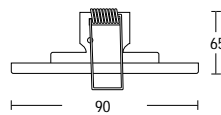
\* Lamps not included

# LOW VOLTAGE DOWNLIGHTS




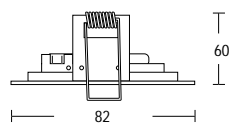
## ALD50

- Fixed round downlight




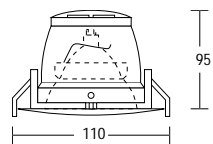
## ALD21

- Die-cast aluminium downlight with twist lock lamp replacement




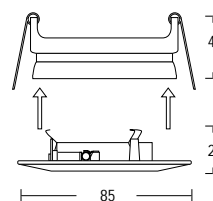
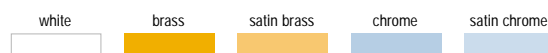
## ALD1004

- Fixed die cast aluminium downlight with polished aluminium reflector



## ALD310L

- Fixed die-cast aluminium downlight with separate frame



Unless otherwise stated, all downlights on this page come complete with a floating push-in European lampholder

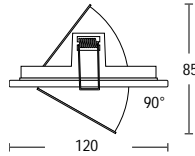
\* Lamps not included

# LOW VOLTAGE DOWNLIGHTS



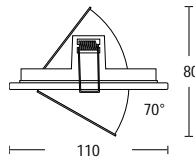
## ALD602

- Die-cast aluminium 359° rotatable downlight with twist lock lamp replacement



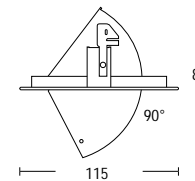
## ALD776

- Die-cast aluminium 359° rotatable downlight with ventilated face




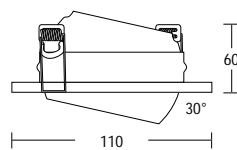
## ALD89

- Die-cast aluminium 359° rotatable downlight



## ALD2R

- Adjustable eyeball



Unless otherwise stated, all downlights on this page come complete with a floating push-in European lampholder


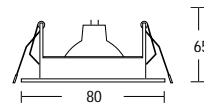
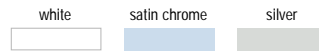
\* Lamps not included

# LOW VOLTAGE DOWNLIGHTS

## ALD24



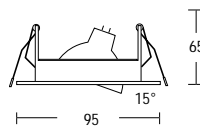
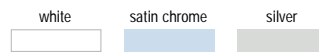
- Fixed die-cast aluminium downlight with anti-glare black baffle



## ALD25



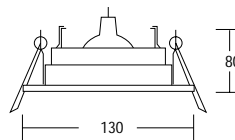
- Die-cast aluminium centre-tilt downlight with anti-glare black baffle



## ALD312




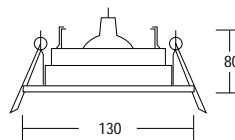
- Die-cast aluminium low glare adjustable downlight with removable face



## ALD307



- Die-cast aluminium adjustable wall washer with adjustable removable eyelid



Unless otherwise stated, all downlights on this page come complete with a floating push-in European lampholder

\* Lamps not included

# LOW VOLTAGE DOWNLIGHTS

## ALD303



- Die-cast aluminium flat sided 360° rotatable gimbal

white    brass    chrome    satin chrome

85  
130  
30°

Halogen Dichroic MR-16    110mm    12V    GX5.3    50W    360°

## ALD4S



- Die-cast aluminium adjustable square wedge gimbal with round cutout
- Removable face

white    black    brass    chrome    satin chrome

65  
105  
30°

Halogen Dichroic MR-16    100mm    12V    GX5.3    50W

## ALD3R



- Die-cast aluminium gimbal with removable face

white    brass    chrome    satin chrome

65  
100  
30°

Halogen Dichroic MR-16    90mm    12V    GX5.3    50W

## ALD3RP



- Die-cast aluminium gimbal with removable face and spring steel black clips

white    brass    chrome    satin chrome

65  
100  
30°

Halogen Dichroic MR-16    95mm    12V    GX5.3    50W

Unless otherwise stated, all downlights on this page come complete with a floating push-in European lampholder

\* Lamps not included




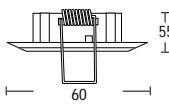
# LOW VOLTAGE DOWNLIGHTS

## ALD31S



- Fixed round die-cast aluminium downlight to suit MR11 lamp

satin brass    satin chrome    chrome/satin chrome


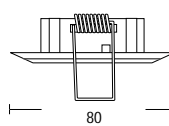


## ALD31L



- Fixed round die-cast aluminium downlight

satin brass    satin chrome    chrome/satin chrome

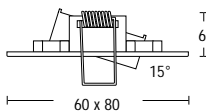


## ALD38S



- Oval die-cast aluminium centre-tilt downlight to suit MR11 lamp

satin brass    satin chrome

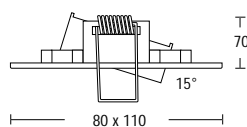


## ALD38L



- Oval die-cast aluminium centre-tilt downlight

satin brass    satin chrome



Unless otherwise stated, all downlights on this page come complete with a floating push-in European lampholder

\* Lamps not included

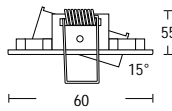
# LOW VOLTAGE DOWNLIGHTS

## ALD30S



- Round die-cast aluminium centre-tilt downlight to suit MR11 lamp

satin brass    satin chrome    chrome/satin chrome



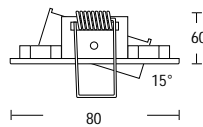
Halogen Dichroic MR-11    55mm    12V    GZ4    35W

## ALD30L



- Round die-cast aluminium centre-tilt downlight

satin brass    satin chrome    chrome/satin chrome



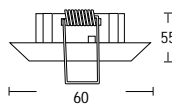
Halogen Dichroic MR-16    70mm    12V    GX5.3    50W

## ALD27S



- Fixed round die-cast aluminium downlight to suit MR11 lamp

satin brass    satin chrome



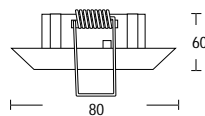
Halogen Dichroic MR-11    50mm    12V    GZ4    35W

## ALD27L



- Fixed round die-cast aluminium downlight

satin brass    satin chrome



Halogen Dichroic MR-16    65mm    12V    GX5.3    50W

Unless otherwise stated, all downlights on this page come complete with a floating push-in European lampholder

\* Lamps not included

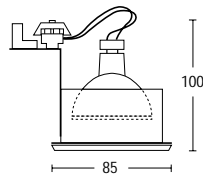
# LOW VOLTAGE DOWNLIGHTS



## ALD1021




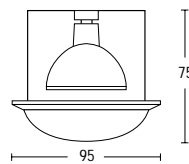
- Die-cast recessed bathroom light with frosted glass lens and silicon seal



## ALD1020




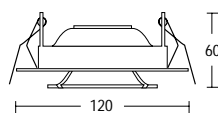
- Fixed round downlight with domed opal glass and fixed lampholder



## ALD836




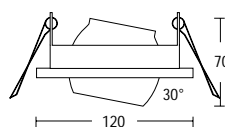
- Two tiered fixed frosted glass downlight with fixed lampholder



## ALD831



- Adjustable frosted glass eyeball



Unless otherwise stated, all downlights on this page come complete with a floating push-in European lampholder

\* Lamps not included


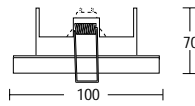
# LOW VOLTAGE DOWNLIGHTS

## ALD810

- Fixed flat-trim frosted glass downlight



frost


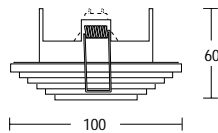


## ALD839

- Fixed stepped-trim frosted glass downlight



frost

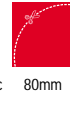
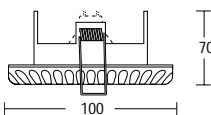


## ALD835

- Fixed scalloped-trim frosted glass downlight



frost

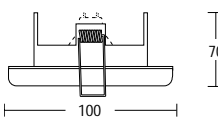



## ALD833

- Fixed rounded-trim frosted glass downlight



frost



Unless otherwise stated, all downlights on this page come complete with a floating push-in European lampholder

\* Lamps not included